

**CONSTRUCTION NOTES:**

- 1 INSTALL NEW WALLS AS INDICATED. REFER TO FINISH SCHEDULE FOR WALL FINISHES AND PREPARATION METHODS. FOLLOW MANUFACTURER'S RECOMMENDATIONS. MAKE LEVEL ANY NEW SURFACES WHERE THEY MEET EXISTING WALLS.
- 2 SUPPLY AND INSTALL NEW DOOR & FRAME. SEE DOOR SCHEDULE FOR MORE DETAILS.
- 3 STAINLESS STEEL CORNER GUARD REQUIRED. FROST MODEL #1177-4"x4"x40"H; 18Ga TYPE 304 NO. 4 BRUSHED FINISH.

LEGENDS	
	TO BE DEMOLISHED
	EXISTING WALL TO REMAIN
	NEW WALL CONSTRUCTION
	DOOR / FRAME TO BE REMOVED
	EXISTING DOORS
	NEW DOOR

WALL TYPES	
TYPE (W1)	5/8" GYPSUM BOARD-PAINTED 3-5/8" STEEL STUDS @16" OC. ACOUSTIC BATT INSULATION 5/8" GYPSUM BOARD-PAINTED
TYPE (W2)	5/8" GYPSUM BOARD-PAINTED 5-5/8" STEEL STUDS @16" OC. ACOUSTIC BATT INSULATION 5/8" GYPSUM BOARD-PAINTED
TYPE (W3)	EXISTING BLOCK WALL 3-5/8" STEEL STUDS @16" OC. 5/8" GYPSUM BOARD-PAINTED

**NOTES:**  
THESE DRAWINGS SHALL NOT BE SCALED.

THE CONTRACTOR SHALL VISIT THE SITE AND SATISFY ONESELF ALL DIMENSIONS, DATUM, AND DETAILED INFORMATION SHOWN ARE CORRECT.

THE CONTRACTOR IS TO REVIEW AND COORDINATE ALL ARCHITECTURAL, MECHANICAL, ELECTRICAL AND STRUCTURAL DRAWINGS FOR ADDITIONAL OPENINGS THROUGH FLOORS, WALLS, AND CEILINGS FOR DUCT, PIPE & ELECTRICAL RISERS AND ALL OPENINGS NOT SHOWN ON DRAWINGS.

ALL OPENINGS THROUGH FIRE ASSEMBLIES ARE TO BE FIRE STOPPED AND SEALED WITH ULC APPROVED FIRE STOPPING TO MAINTAIN THE INTEGRITY OF THE FIRE SEPARATION, AND PROVIDE A SMOKE-TIGHT BARRIER.

ALL PRODUCTS AND MATERIALS TO BE USED AND INSTALLED SHALL CONFORM WITH MANUFACTURER'S SPECIFICATIONS & APPLICABLE CODES.

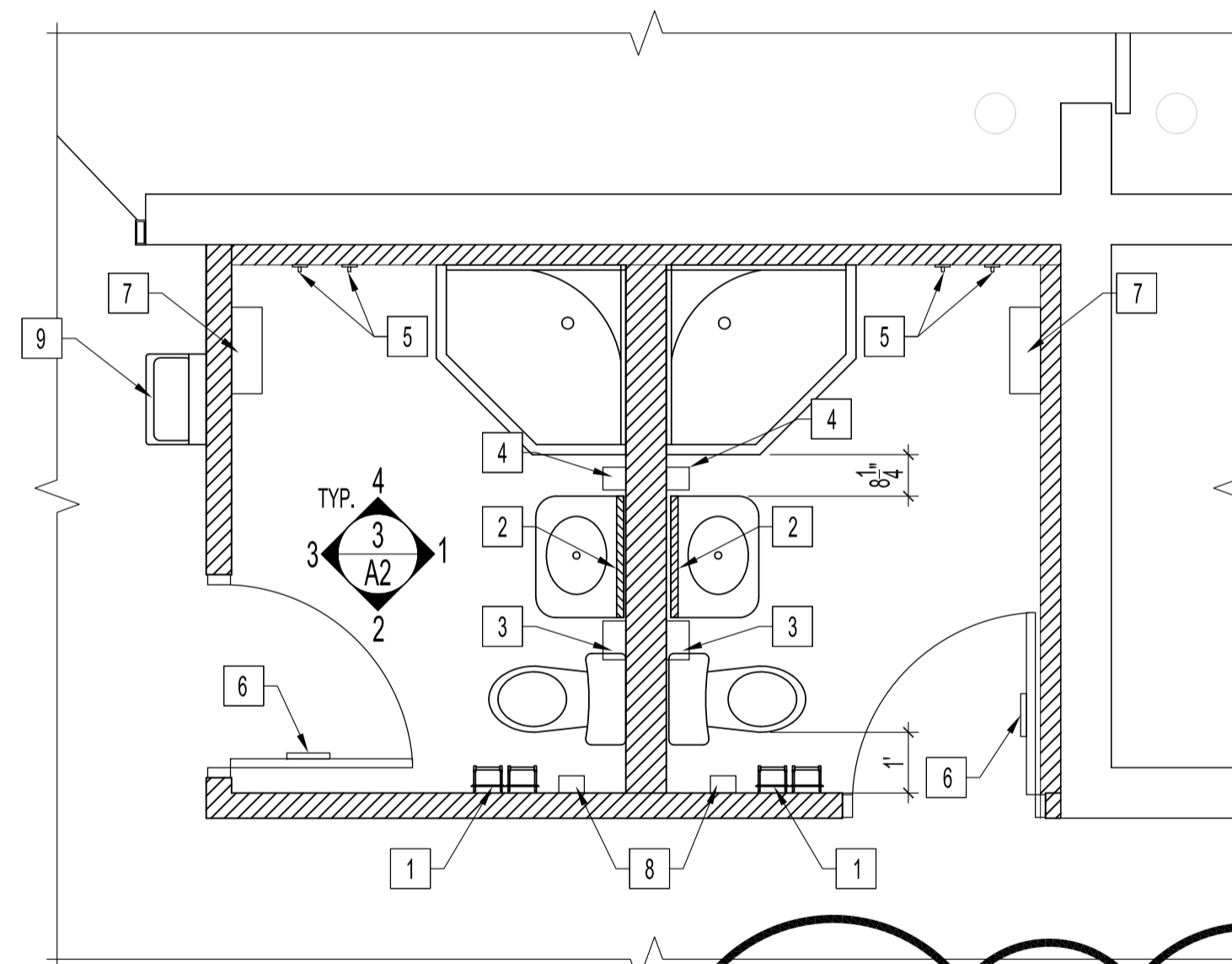
THE CONTRACTOR SHALL BE RESPONSIBLE TO PATCH AND MAKE GOOD ALL EXISTING CONSTRUCTION AFFECTED BY THE REMOVAL OF ALL ITEMS FORMING THE PART OF THE RENOVATION WORK.

WHERE NEW FLOORING AND BASE IS TO BE INSTALLED IN EXISTING AREAS (REFER TO FLOOR PLAN AND ROOM SCHEDULE) THE EXISTING FLOORING SURFACE AND BASE MUST BE REMOVED, UNLESS OTHERWISE NOTED. ALL FLOOR SURFACES SHALL BE PREPARED IN ACCORDANCE TO MANUFACTURER'S RECOMMENDATIONS FOR INSTALLATION OF NEW FLOOR.

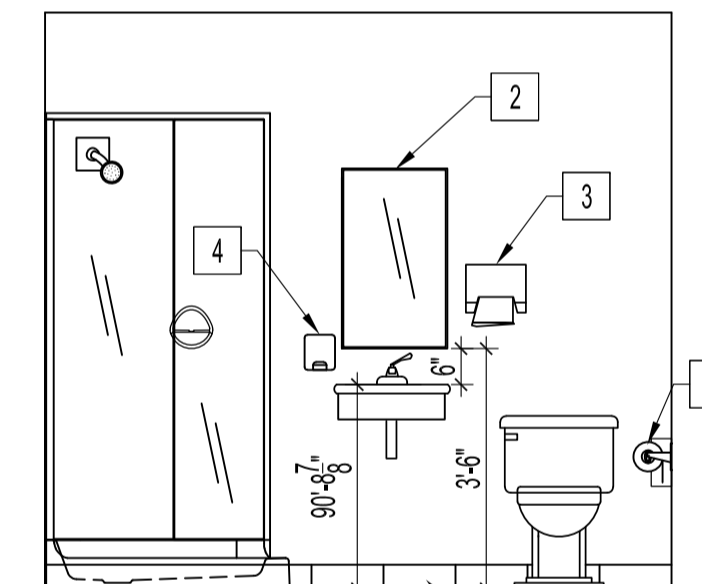
WHERE PAINTING OF EXISTING WALLS IS INDICATED ON THE ROOM SCHEDULE, THESE WALLS MUST BE CLEANED OF ANY EXISTING WALL COVERING, PATCHED & PREPARED TO ACCEPT NEW MATERIAL, UNLESS OTHERWISE NOTED.

**WARNING:**  
ASBESTOS MAYBE PRESENT BEHIND WALLS, CEILING SPACE & FLOORS. IF ASBESTOS & ANY HAZARDOUS MATERIAL IS FOUND, STOP WORK IMMEDIATELY & CONTACT CITY OF WINNIPEG, CENTRAL CONTROLS, PH: 204-986-2351.

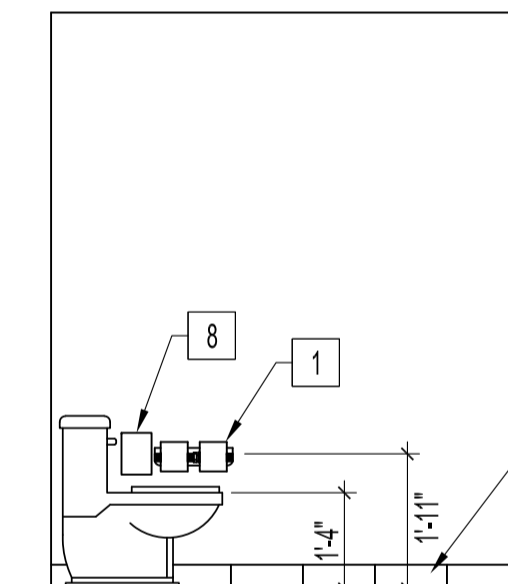
1 A2 PARTIAL MAIN FLOOR - CONSTRUCTION PLAN PHASE TWO  
SCALE: 1/2" = 1'-0"



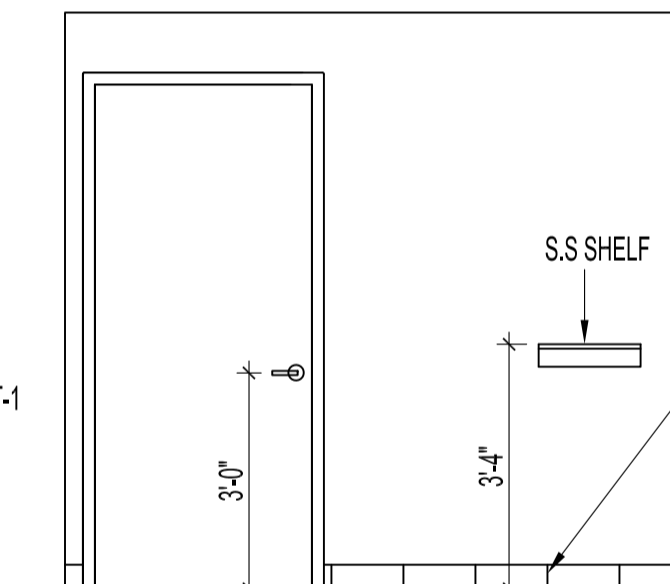
2 A2 ENLARGED PLAN  
SCALE: 3/8" = 1'-0"



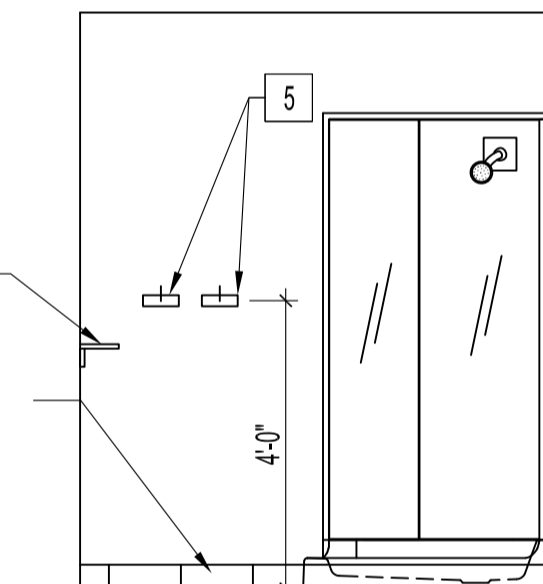
ELEVATION 1  
SCALE: 3/8" = 1'-0"



ELEVATION 2  
SCALE: 3/8" = 1'-0"



ELEVATION 3  
SCALE: 3/8" = 1'-0"



ELEVATION 4  
SCALE: 3/8" = 1'-0"

3 A2 INTERIOR ELEVATIONS

No:	DESCRIPTION
1	TOILET PAPER HOLDER: BOBRICK 2740 SURFACE MOUNTED DUEL-ROLL DISPENSER, STAINLESS STEEL (SATIN FINISH)
2	MIRROR (UTR 1-46B); BOBRICK B-293 1836 FIXED POSITION, TILT MIRROR (OTHER); BOBRICK B-2908/1830 SURFACE MOUNTED WITH ALUMINUM FRAME AND ADHESIVE. SIZE AND POSITION SHOWN ON DRAWINGS.
3	PAPER TOWEL DISPENSER: KIMBERLY CLARK PROFESSIONAL H-1131
4	SOAP DISPENSER: BOBRICK B-2012 AUTOMATIC WALL MOUNTED DISPENSER, STAINLESS STEEL (SATIN FINISH)
5	COAT HOOK: BOBRICK B-981 VANDAL-RESISTANT HOOK, STAINLESS STEEL (SATIN FINISH)
6	WASHROOM SIGN (N.I.C.)
7	S.S. SHELF: BOBRICK B-295X16
8	SANITARY NAPKIN DISPOSAL: BOBRICK B-270 SURFACE MOUNTED DISPOSAL
9	WALL MOUNTED BOTTLE FILLER - REFER TO MECH

NOTE: ONLY ITEM-6 TO BE SUPPLIED BY WFPS

No.	REVISION/DESCRIPTION	BY	DATE
1	DRAWING REISSUE - REVISION 1	PAS	2022.08.25
0	ISSUED FOR CONSTRUCTION	JKR	2022.06.29

DRAWN	CHECKED	DESIGNED	APPROVED
JKR	BGP	BGP	BGP
DATE: 2022.06.29	USER APPROVAL		

THE CITY OF WINNIPEG  
ASSETS AND PROJECT MANAGEMENT  
DEPARTMENT MUNICIPAL ACCOMMODATIONS DIVISION  
3-65 GARRY STREET, R3C 4K4

PROJECT  
WFPS TRAINING  
REPAIR & STORAGE FACILITY  
WASHROOMS RENOVATION  
2546 McPHILLIPS STREET

SHEET TITLE  
PARTIAL MAIN FLOOR  
CONSTRUCTION PLAN PHASE TWO  
ELEVATIONS

SCALE	PROJECT No:	SHEET No:
AS SHOWN	2021-085	A2R1